

SID DATA SEPTEMBER 2025 (SOUTH TO NORTH)

Traffic Analysis

For Project: Houghton Road S to N
 Project Notes:
 Location/Name: Incoming
 Report Generated: 01/10/2025 09:21:25
 Speed Intervals: 5 MPH
 Time Intervals: Instant
 Traffic Report From: 01/09/2025 00:00:00 through 30/09/2025 19:59:59
 85th Percentile Speed: 32.3 MPH
 85th Percentile Vehicles: 29441
 Max Speed: 55 MPH on 07/09/2025 01:40:00
 Total Vehicles: 34636
 AADT: 1160

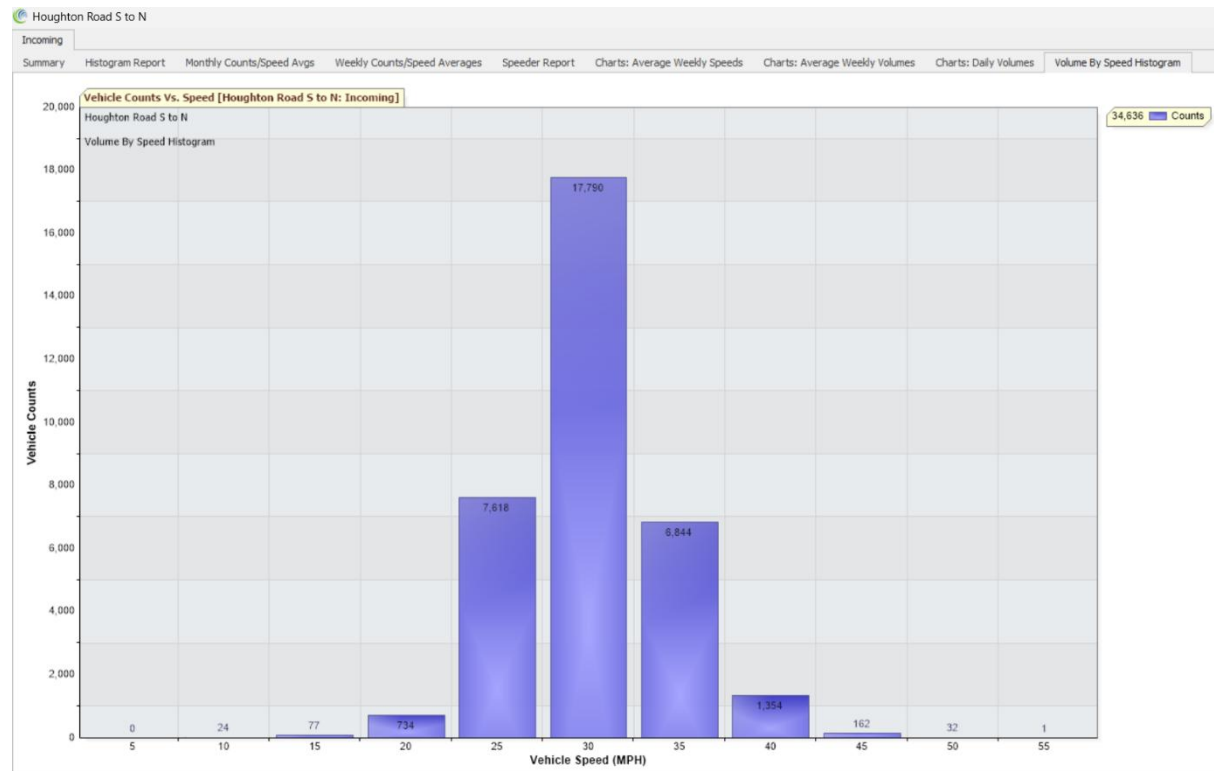
Volumes - weekly counts

| Time | 5 Day | 7 Day |
|---------------|-------|-------|
| Average Daily | 1234 | 1148 |
| AM Peak | 88 | 77 |
| PM Peak | 120 | 108 |

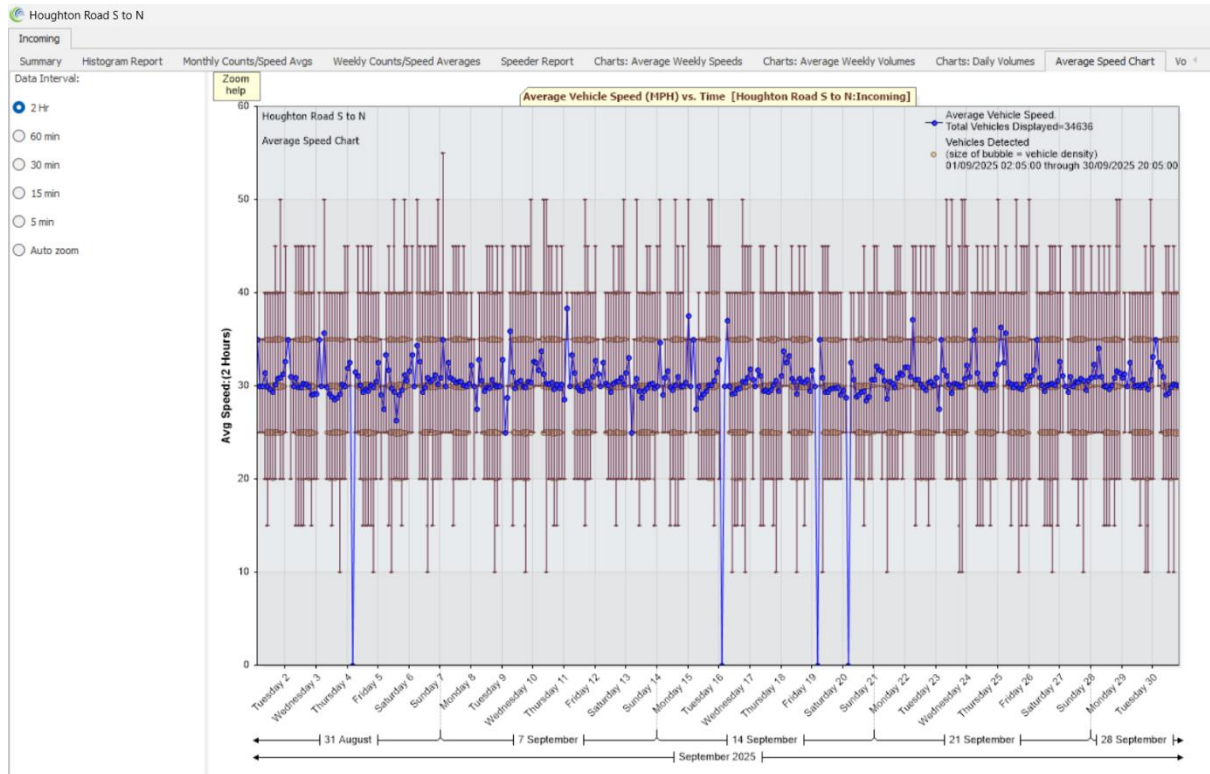
Speed

Speed Limit: 35
 85th Percentile Speed: 32.3
 50th Percentile Speed: 27.5
 10 MPH Pace Interval: 20.0 MPH to 30.0 MPH
 Average Speed: 27.61


| | Monday | Tuesday | Wednesday | Thursday | Friday | Saturday | Sunday |
|------------------|--------|---------|-----------|----------|--------|----------|--------|
| Count over limit | 265 | 276 | 203 | 214 | 226 | 186 | 179 |
| % over limit | 4.4 | 4.4 | 4.2 | 4 | 4.9 | 4.8 | 5 |
| Avg Speeder | 38.2 | 38.4 | 38.2 | 38.1 | 38.1 | 38.2 | 38.5 |
| Avg Speed | 27.7 | 27.6 | 27.5 | 27.6 | 27.5 | 27.6 | 27.9 |



SID DATA SEPTEMBER 2025 (SOUTH TO NORTH)



SID DATA SEPTEMBER 2025 (SOUTH TO NORTH)

 Houghton Road S to N

Incoming

Summary

Histogram Report

Monthly Counts/Speed Avgs

Weekly Counts/Speed Averages

Speeder Report

Charts: Average We

Project: Houghton Road S to N

Location: Incoming

Project Notes:

Select Display Data

☒ Show Counts ☐ Show Avg. Speeds ☐ Show 85pct Speeds ☐ Show Speeder Counts ☐ Show Avg. Speeder

| | Hour | Monday | Tuesday | Wednesday | Thursday | Friday | Saturday | Sunday | Week Day Avg | Weekend Avg | Week Day 85% Avg Speed |
|---|------------|--------|---------|-----------|----------|--------|----------|--------|--------------|-------------|------------------------|
| ► | 0 - 1 | 14 | 5 | 13 | 13 | 13 | 24 | 28 | 11.6 | 26 | 34.4 |
| | 1 - 2 | 7 | 1 | 8 | 2 | 9 | 10 | 22 | 5.4 | 16 | 32.5 |
| | 2 - 3 | 4 | 3 | 3 | 4 | 5 | 3 | 8 | 3.8 | 5.5 | 34 |
| | 3 - 4 | 5 | 14 | 3 | 4 | 1 | 6 | 10 | 5.4 | 8 | 31.2 |
| | 4 - 5 | 12 | 6 | 9 | 9 | 7 | 9 | 16 | 8.6 | 12.5 | 29.7 |
| | 5 - 6 | 21 | 24 | 25 | 25 | 21 | 20 | 16 | 23.2 | 18 | 36.4 |
| | 6 - 7 | 56 | 86 | 56 | 85 | 55 | 25 | 30 | 67.6 | 27.5 | 34.4 |
| | 7 - 8 | 219 | 257 | 195 | 200 | 177 | 79 | 41 | 209.6 | 60 | 33.2 |
| | 8 - 9 | 410 | 437 | 376 | 377 | 348 | 131 | 86 | 389.6 | 108.5 | 32 |
| | 9 - 10 | 307 | 356 | 264 | 303 | 299 | 228 | 164 | 305.8 | 196 | 31.3 |
| | 10 - 11 | 316 | 357 | 259 | 294 | 247 | 298 | 298 | 294.6 | 298 | 31.5 |
| | 11 - 12 | 352 | 402 | 316 | 310 | 261 | 363 | 339 | 328.2 | 351 | 31.5 |
| | 12 - 13 | 409 | 398 | 356 | 348 | 270 | 356 | 341 | 356.2 | 348.5 | 31.5 |
| | 13 - 14 | 367 | 403 | 271 | 299 | 276 | 388 | 353 | 323.2 | 370.5 | 31.5 |
| | 14 - 15 | 436 | 435 | 306 | 388 | 329 | 341 | 265 | 378.8 | 303 | 31.8 |
| | 15 - 16 | 538 | 575 | 486 | 485 | 462 | 252 | 334 | 509.2 | 293 | 31.9 |
| | 16 - 17 | 594 | 656 | 460 | 499 | 408 | 265 | 273 | 523.4 | 269 | 32 |
| | 17 - 18 | 643 | 637 | 462 | 525 | 407 | 359 | 261 | 534.8 | 310 | 32.5 |
| | 18 - 19 | 429 | 503 | 284 | 419 | 328 | 235 | 248 | 392.6 | 241.5 | 32.8 |
| | 19 - 20 | 413 | 327 | 254 | 315 | 272 | 160 | 182 | 316.2 | 171 | 32.2 |
| | 20 - 21 | 242 | 219 | 194 | 229 | 174 | 127 | 151 | 211.6 | 139 | 32.3 |
| | 21 - 22 | 156 | 132 | 123 | 133 | 142 | 89 | 61 | 137.2 | 75 | 33 |
| | 22 - 23 | 81 | 77 | 57 | 66 | 83 | 60 | 23 | 72.8 | 41.5 | 34.4 |
| | 23 - 24 | 20 | 26 | 19 | 27 | 37 | 68 | 14 | 25.8 | 41 | 35.1 |
| | Totals | 6051 | 6336 | 4799 | 5359 | 4631 | 3896 | 3564 | | | |
| | % of Total | 17.5% | 18.3% | 13.9% | 15.5% | 13.4% | 11.2% | 10.3% | | | |